



IT security - home and away


Mobility seminar
March 6th 2019
Sidsel Storebø

UNIVERSITY OF BERGEN





**What you do at home
is most important**





Safety tips – devices and behaviour



Keep your device (laptop/ipad/mobile) and software up to date



Back-up your data
Use OneDrive



Don't use your PC in administrator mode (only when necessary)



Beware of fraud and phishing in e-mail

Let the IT-division install and manage your laptop

Update and use anti-virus protection



Use secure log-in and good passwords



Don't use wi-fi without protection – use VPN





Protect your personal identifiable information




Think twice when you are using social media



 **DO NOT** open any email attachments that end with: .exe, .scr, .bat, .com, or other executable files you do not recognize.

 **DO NOT** ever click embedded links in messages without hovering your mouse over them first to check the URL.


 **DO NOT** "unsubscribe" - it is easier to delete the e-mail than to deal with the security risks.

 **DO NOT** respond or reply to spam in any way. Use the delete button.


KnowBe4
Human error. Conquered.




Email Security Best Practices

 **ALWAYS** check the email 'From' field to validate the sender. This 'From' address may be spoofed.

 **ALWAYS** report all suspicious emails to your Information Technology help desk.

 **ALWAYS** check for so-called 'double-extended' scam attachments. A text file named 'safe.txt' is safe, but a file called 'safe.txt.exe' is not.

 **ALWAYS** note that www.microsoft.com and www.support.microsoft.com are two different domains. (and only the first is real)



NASJONAL
SIKKERHETSMYNDIGHET





Encrypted laptop

- All new Windows 10 PCs have bitlocker installed
- Can be installed on older Windows 10 – contact BRITA
- You will not notice that bitlocker is installed
- Icon on C:disk _____→
- New Macs will be delivered with encrypted disk Filevault _____→
- Contact BRITA if you have an older Mac





VPN – (install and) try before you leave UiB

- VPN is integrated in Windows 10 and new Mac OS
- Different ways to connect to VPN
- Depends on the client you use (PC, Mac)
- You can also use skrivebord.uib.no (desktop.uib.no)
 - [General guidelines](#) and [specific for Mac](#)





Before you leave

- Check guidelines from IT division and public authorities (links)
- Do a quick risk assessment of your informations with respect to:
 - Confidentiality
 - Integrity
 - Accessibility
- Be sure your laptop and mobile are updated (latest versions and patches)
- Private laptop – check firewall and virus protection
- Install and use OneDrive
- Ensure you have Bitlocker/Filevault
- Be sure you know how to use VPN
- Change your password – (if you get trouble doing so, the help is near)
- Privacy screen protection?





Mobile phones and tablets

- Beware of theft
- Activate screenlock
- Can use VPN on mobile devices
- Turn off wifi and bluetooth
- If you loose your mobile phone
 - Erase content – if set up for Exchange
 - Find my iPhone
 - Similar service for Android
- https://it.uib.no/Sett_passord_i_stedet_for_bare_firesiftet_kode_p%C3%A5_iPad





Who is looking?

- Be careful in public places
- Screenlock (Windows Key + L,),
Mac apple menu
- Privacy protection screen



(Illustration: Colourbox)



Abroad

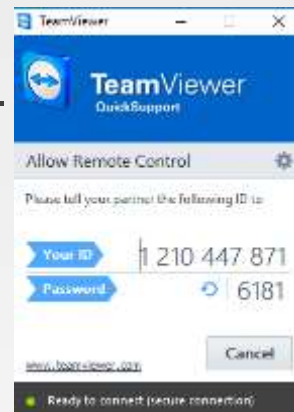
- Don't leave your laptop with sensitive or valuable information in your hotelroom
- Turn off bluetooth and wifi
- Use VPN and secure networks
- Back up your data regularly or use OneDrive
- If you travel to certain areas (countries) special [guidelines](#) come into effect





If problems occurs

- TeamViewer/TeamWiever Quick Support (Mac)– allows BRITA to assist you
- Chat with BRITA



- Insurance issues





On return – no specific policy, yet

- Change password used abroad. Do this on another computer than the one you used while travelling.
- Devices used in special risk areas:
 - Do not connect to network on return!
 - Return to BRITA for reinstallation





More information

- <https://www.nsm.stat.no/aktuelt/reiserad-fra-nsm/>
- <https://www.sikresiden.no/en/preventive/avoidbeinghacked>
- <https://www.sikresiden.no/en/preventive/securingequipmentandpremises>
- <https://www.sikresiden.no/en/preventive/securinginformation>
- https://it.uib.no/P%C3%A5_reise_med_UiB-PC
- <https://nettvett.no/ti-tips-sikrere-pc-bruk/>
- <https://nettvett.no/ikt-utenfor-kontoret/>
- <https://go.nanolearning.com/LessonViewer/?da=494835&key=IhIYsBqlwWcYhp61&mode=1&du=4064212>
- <https://go.nanolearning.com/LessonViewer/?da=494834&key=vdGeqBKVLsQr2CSC&mode=1&du=4064218>
- <https://norsis.no/nsm/hvordan-avsløre-en-falsk-nettside/>





